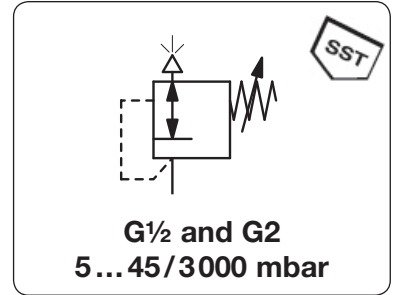
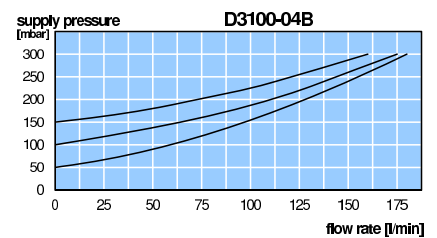
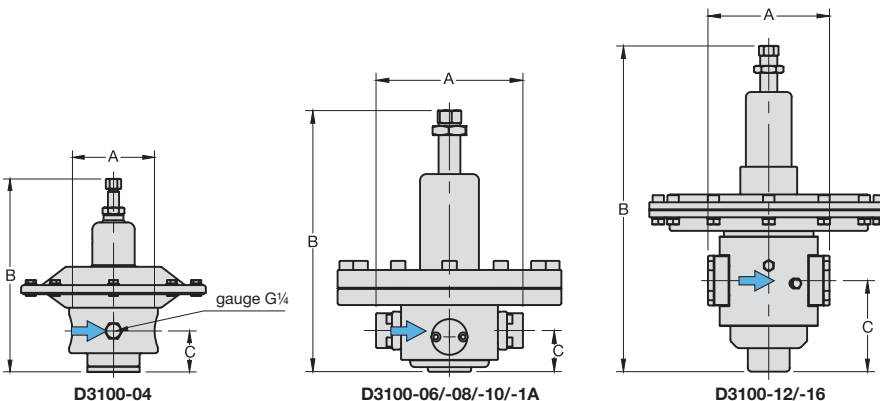


Description	The diaphragm back pressure regulator protects compressed air devices from excessive pressure. If the pressure setpoint is exceeded, overpressure is vented into the atmosphere until the setpoint is reached again. It is recommended to choose a pressure range as low as possible.	
Media	compressed air, gases	System pressure max. 6 bar
Adjustment	by adjusting screw for D3100-04 to -1A, with locknut by T-handle for D3100-12 and -16, with locknut	
Gauge port	G $\frac{1}{4}$ on both sides of the body, screw plugs supplied	Mounting position any
Temperature range	0 °C to 80 °C / 32 °F to 176 °F, FKM or EPDM 0 °C to 130 °C / 32 °F to 266 °F, high temperature version for appropriately conditioned compressed air down to -20 °C / -4 °F or low temperature version down to -40 °C / -40 °F	
Material	Body: stainless steel 316L, material no. 1.4404 Diaphragm: NBR/Buna-N with PTFE coating Inner valve: stainless steel 316L, material no. 1.4404	O-rings: FKM, optionally EPDM



Dimensions			Exhaust rate l/min*1	Over-pressure max. bar	Connection thread G	Adjustment range mbar	Order number
A	B	C					

Back pressure regulator				overpressure max. 6 bar, PTFE-diaphragm and FKM-o-ring		D3100	
80	174	37	300	6	G $\frac{1}{2}$	5... 45	D3100-04AT
			500			20... 200	D3100-04BT
			1000			150... 700	D3100-04CT
161	289	45	1500	6	G $\frac{3}{4}$	0... 300	D3100-06BT
			2300			0... 700	D3100-06CT
			3000			0... 1200	D3100-06DT
161	289	45	1500	6	G1	0... 300	D3100-08BT
			2300			0... 700	D3100-08CT
			3000			0... 1200	D3100-08DT
265	289	45	2000	6	G1 $\frac{1}{4}$	0... 300	D3100-10BT
			4100			0... 700	D3100-10CT
			5000			0... 1200	D3100-10DT
265	289	45	2000	6	G1 $\frac{1}{2}$	0... 300	D3100-1ABT
			4100			0... 700	D3100-1ACT
			5000			0... 1200	D3100-1ADT
171	460	128	2500	6	G1 $\frac{1}{2}$	20... 50	D3100-12AT
			5000			50... 150	D3100-12BT
			7500			150... 300	D3100-12CT
			10000			300... 3000	D3100-12DT
171	420	128	2500	6	G2	20... 50	D3100-16AT
			5000			50... 150	D3100-16BT
			7500			150... 300	D3100-16CT
			10000			300... 3000	D3100-16DT



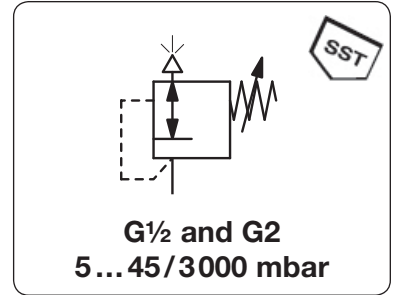
*1 at 6 bar overpressure and open outlet
*2 B6 = 0...60 mbar, C3 = 0...250 mbar

Gauges: see chapter for measuring devices

PDF CAD
www.aircom.net

Order example:
D3100-04AT

Description	The diaphragm back pressure regulator protects compressed air devices from excessive pressure. If the pressure setpoint is exceeded, overpressure is vented into the atmosphere until the setpoint is reached again. It is recommended to choose a pressure range as low as possible.	
Media	compressed air, gases	System pressure max. 6 bar
Adjustment	by adjusting screw for D3100-04 to -1A, with locknut by T-handle for D3100-12 and -16, with locknut	
Gauge port	G $\frac{1}{4}$ on both sides of the body, screw plugs supplied	Mounting position any
Temperature range	0 °C to 80 °C / 32 °F to 176 °F, FKM or EPDM 0 °C to 130 °C / 32 °F to 266 °F, high temperature version for appropriately conditioned compressed air down to -20 °C / -4 °F or low temperature version down to -40 °C / -40 °F	
Material	Body: stainless steel 316L, material no. 1.4404 Diaphragm: NBR/Buna-N with PTFE coating Inner valve: stainless steel 316L, material no. 1.4404	O-rings: FKM, optionally EPDM



Dimensions			Exhaust rate	Over-pressure	Connection thread	Adjustment range	Order number
A	B	C	rate	pressure	thread	range	number
mm	mm	mm	l/min*1	max. bar	G	mbar	

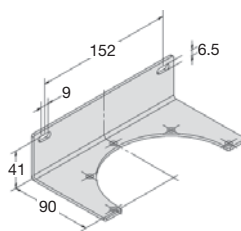
Special options, add the appropriate letter

NPT	connection thread	D3100-...N
FKM -o-ring		D3100-...T
EPDM-o-ring		D3100-...TE
EPDM-o-ring	FDA-approval	D3100-...TD
down to -40 °C/ -40°F	low temperature version	from G $\frac{1}{4}$ (02) on D3100-...X51
up to 130 °C/266 °F	high temperature version	from G $\frac{1}{4}$ (02) on D3100-...X54
ammonia	NH ₃	D3100-...02
carbon dioxide	CO ₂	D3100-...03
argon	Ar	D3100-...05
nitrogen	N ₂	D3100-...07
helium	He	D3100-...09
hydrogen	H ₂	D3100-...11
methane	CH ₄	D3100-...13
natural gas *3		D3100-...14
Sauerstoff	O ₂	D3100-...15
propane	C ₃ H ₈	D3100-...16
nitrous oxide	N ₂ O	D3100-...17
flange connection	see end of the chapter / flanges	D3100-...F.

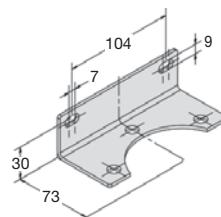


Accessories

pressure gauge	Ø 63 mm, 0...*2 mbar, G $\frac{1}{4}$, capsule type	up to 600 mbar	MS6302-...*2
	Ø 63 mm, 0...*2 bar, G $\frac{1}{4}$, Bourdon tube	from 1 bar on	MS6302-01
gauge connection parts		for G $\frac{1}{2}$	AM-03S
mounting bracket		for G $\frac{1}{2}$	BW00-26S
		for G1	BW00-27S



BW00-26S



BW00-27S

*1 at 6 bar overpressure and open outlet
*2 B6 = 0...60 mbar, C3 = 0...250 mbar, C4 = 0...400 mbar, C6 = 0...600 mbar, 01 = 0...1 bar, 02 = 0...2 bar, 04 = 0...4 bar
*3 without DVGW-approval